

H A M M O N D S

In order, to live better.

moments

THE PERFECT GARDEN ROOM

Bring a fresh feeling into your home with styling tips that bring the outside in

LET'S GO ALFRESCO

The perfect recipes for embracing summer sun in the garden

BEHIND THE SCENES

Take a step into our set, and see how the new 'in order, to live better' ad came to life



VOLUME 19 | THE SUMMER EDITION

Contents

MOMENTS | VOLUME 19
THE SUMMER EDITION

- 04. 10 buys to celebrate summer**
Let your home exude summer, with feelgood colourful homewares perfect for indoors and out.
- 06. 5 secrets to the perfect garden room**
There's more to it than filling a space with greenery; master the art of creating an idyllic garden room.
- 08. Blooming lovely centrepieces**
Step up your summer entertaining with seasonal floral centrepieces, with tips from floral designer Emmy Bloom.
- 10. Step up to great storage**
Transform your downstairs chaos into a smart and organised space.
- 12. Behind the scenes**
Step behind the camera with us and take a peek at how our new 'in order, to live better' advert came to life.
- 18. A moment with...**
A boot room worthy of a TV legend; we speak to Paddy McGuinness about his new hallway transformation.
- 20. Real homes**
We love to see your Hammonds homes - take a peek at some of our social media favourites.
- 22. Do not disturb**
Psychotherapist Lee Pycroft tells us how to create a space of wellbeing and set the perfect mood for everyday.
- 24. New look Nottingham**
Our biggest store's had a makeover, with heaps of inspiration and a fully-kitted apartment for you to explore.
- 28. Time for a cuppa**
A little treat from us so that, when you order samples, you can peruse them in optimum comfort!
- 30. Let's go alfresco**
Make the most of the sun with these delicious summer recipes, perfect for outdoor dining.
- 32. What's on this summer**
The best of this season's entertainment, from at-home binge-watching to theatre favourites.
- 34. Home for the holidays**
It's time to pack your suitcase with our pick of favourite staycation spots.

The summer edition

THE
PERFECT
GARDEN
ROOM
PAGE 6



FOREWORD

Welcome to Moments



Summer is the season of picnics and parties, sunshine days in the garden and starlit nights

with friends. We're celebrating these feelgood times in this issue, with ideas for staycations and shopping, entertainment for when you're out and about and must-see TV for relaxing evenings in.

Of course, when good weather puts going out firmly on the agenda, being able to step back into a beautiful, ordered home is even more important. Whether it's your bedroom or dressing room, a family room or that awkward nook under the stairs, having carefully crafted, tailored storage will help you make the most of every space, so you can live life better together.

So enjoy the sun, and find out how Hammonds can help you return to a warm and welcoming home that's designed for you and your life.

Josh

Josh Hammonds, Editor

10 buys to celebrate summer


Let the sunshine in with feelgood homeware that's ideal for indoor-outdoor living.

WE'VE SELECTED BEAUTIFUL BUYS TO MAKE THE MOST OF THE SEASON



1 Molly Octagonal Parasol, £985

Shade yourself with cute candy stripes. The 3m cover is waterproof and removable. www.eastlondonparasols.com



2 Wood Scallop Tray, £32

This of-the-moment scallop-edge tray is perfect for carrying drinks to the garden. www.accessorize.com

Tablecloth, £100
Lovebirds Plate, £19
Tulip Napkins, £20 for 2

Practise your tablescaping with tulip linen, matched with colourful cutlery tied with ribbon. www.emmabridgewater.co.uk



3



4 Terrazo Board, £15

The terrazzo trend is here to stay! Arrange an alfresco feast of cold meats, cheese and crudités on this chic stone-look platter. www.matalan.co.uk

5



Azur Wiggle Stripe Jug, £22.50

Get a wiggle on and serve up a pitcher of punch for the grown-ups, or homemade lemonade for the kids, in a stylish jug. www.oliverbonas.com

7



Bumblebee Moss Outdoor Mattress Cushion £19.99

Take this cushion with you into the garden to soften a bench or seat; it's designed with a carry handle for ease. Proceeds support the Bumblebee Conservation Trust. Walton & Co; www.waltonshop.com

6

Paradise Soft Navy Indoor Outdoor Rug, £34.95

Style your outdoor space with a colourful rug for that 'outdoor room' feel. This tufted design is weatherproof and easy to clean. www.kukoonrugs.com



9

Phileas Lamp £115 Rattan Shade £28

This genius cordless lamp can be moved around the garden to light your evenings. Take it back inside to recharge at night. www.pooky.com

Bamboo Side Table £395

www.birdiefortescue.co.uk

8

or Rive Droite Bistro Tray Table, £30

www.gardentrading.co.uk

You'll need a pretty perch for your copy of Moments, sunglasses and refreshing drink.



10

Mimosa plate £58.90 for set of two

Indoors or outdoors, these beautiful stoneware plates will celebrate summer with a full-bloom display. www.bloomingville.com



5 secrets to the perfect garden room

BRING FRESHNESS TO YOUR HOME WITH STYLING IDEAS THAT BRING THE OUTSIDE IN



Image credit: Garden room featuring fabrics from Dekoria; www.dekoria.co.uk

Fill your space with natural light, organic colours, sustainable materials, plants and flowers to create the perfect garden room.



1. Let the light in

Large windows or floor-to-ceiling glazing are common in garden rooms, as they create that instant connection with the great outdoors. Maximise the amount of natural light that comes in by opting for sheer voiles, light cotton curtains, or blinds that can be rolled up for a barely-there feel.

2. Choose natural tones

Your garden room might be inspired by the bold and bright blooms in your flowerbeds, or by more neutral tones such as stone, putty and moss. Either way, root your palette in the natural shades that you can see

beyond your window for that inside to outside connection.

3. Inspire the senses

Time in the garden is a sensory experience – the feel of grass beneath your feet, the scent and colour of flowers, the sounds of birds, and the taste of homegrown fruit and vegetables. Bring some of those elements into your room scheme with woven chairs and textural throws, diffusers and scented candles to fragrance the space, and even a wind chime that tinkles in the breeze from the window.

4. Opt for wood and wicker

Continue the back-to-nature theme by opting for furniture and accessories made from sustainable and natural materials such as wood, wicker, rattan, stone and metal. To create even more synergy between indoors and

out, use similar pieces in your garden room as you do on a patio or terrace – or opt for weatherproof furniture that you can take outside or use indoors, depending on the time of year.

5. Add lots of greenery

The finishing touch for any garden room is lots of greenery. Think about adding plants in layers – planters with evergreen trees and bushes give permanent colour and freshness, then you can add in seasonal plants in pots that change throughout the year. Finally, bring in fresh cut flowers for instant colour and impact. ■



How to create a blooming lovely summer centrepiece

WITH EMMY BLOOM, FLORAL DESIGNER BASED IN EAST LONDON



Image credit: Eleanor Jackson Smith
www.elliesnaps.com

Summer is the time of year when the most beautiful blooms are out, so why not make the most of the flora and fauna available and create a stunning floral centrepiece for your home? It's easier than you think! London-based floral designer Emmy Bloom shares her top tips for putting together a gorgeous summer centrepiece.



Image credit: Becca Liversidge www.beccaliversidge.co.uk

“At this time of the year, I will definitely be making the most of sweet peas, peonies and ranunculus”

EMMY BLOOM
Floral Designer

What to include?

At this time of the year, I will definitely be making the most of sweet peas, peonies and ranunculus for their beauty, delicateness and immediate impact. I would also include hydrangeas and delphiniums because they add height and texture to a centrepiece.

How many types of flower?

I like to include a minimum of seven different types of blooms or foliage. If I were including foliage, I would definitely choose eucalyptus and olive branches as they smell so beautiful and dry really nicely too!

How long will they last for?

Generally, floral centrepieces last for a week or two, however, it really depends on the care of the centrepiece and temperature of the room! Florals like hydrangeas and amaranthus as well as foliage can last for up to a year if dried well.

What kind of vessel should you use?

I recommend arranging your

centrepiece in a vase. If you want the flowers to look structured or if you're working with eucalyptus, I recommend a tall vase but if you are wanting things to look a bit freer and more spaced out then a shorter vase. Bud vases are also cute if you want to spread your flowers out across the home or on the dining table at place settings for example.

Any other advice?

If you do have a flower with stems that have not fully bloomed, instead of throwing them away, place them into a separate vase with water. You'll be surprised at how little time it will take for them to bloom. If you want to make a floral arrangement on budget, do consider buying the discounted or “on their way out” flowers from your local supermarket, you'd be surprised what beauty you can create with them. For more advice on beautiful blooms or to enquire about a floral arrangement, visit www.emmybloom.co.uk ■

Do's & Don'ts

DO

Start with your focal flower and build your centrepiece by adding flowers around it.

Decide how much foliage you want at the beginning; a good rule of thumb is to add a piece of foliage for every three flowers.

Take your time when organising your flowers! Arrange your foliage and blooms by type at the beginning, this will make arranging so much easier. Be sure to snip off any unwanted foliage or lacklustre blooms too.

DON'T

Forget to rotate your centrepiece and look at it from afar to see if there are any gaps you need to fill.



Step up to great storage

Turn the clutter cupboard under your stairs into a smart and organised space that will transform how you enjoy your home.



The cupboard under the stairs is one area many of us would love to shut the door on and forget. It's the coat and lost glove space; the kick off your shoes place; where the dog's lead, vacuum, tool kit and tennis rackets are jumbled together and always hard to find when you need them.

But your understairs can be so much more. How about a home office, a boot room (with an integral dog bed), an additional wardrobe, or simply a home organisation system that brings order and calm to everyday life?

Made-to-measure furniture is key to making the most of this nook, as the angle and width of a staircase, its position in the room, and even what floor of your home it is sited in all affect the area available. Ready to step up to great storage? Here's what you need to know...

Give it purpose

Storage has to work for the space it's in, so use the position of your staircase to define the type of organisation you need. A hallway cupboard could hold shoe racks, shelves for bags, and baskets for the dog's lead and balls. You could turn an upstairs landing into an extra wardrobe space, or add cabinets for glasses and tableware beneath the stairs in an open-plan kitchen-dining room.

Create a room within a room

If your under-stairs space is relatively roomy, then you can add more than just storage. Create a dressing area in a bedroom with wardrobes and a dressing table slipped neatly into the space. A desk and shelves will transform a forgotten corner into a smart home office – you could even add a door to conceal it at the end of the working day.

Style it your way

The beauty of fitted furniture is that you can coordinate the doors and handles with the rest of your room. Beneath a staircase, a colour that flows seamlessly across walls and storage will create a streamlined look that makes the room appear integrated and whole – perfect if you have fitted cupboards that fill the entire understairs space. Style a desk or dressing area with a houseplant or flowers, neat pen or beauty organisers, and personal photos, to add your own personality.

Don't forget lighting

Even in a well-lit bedroom or hallway, the space under the stairs is naturally shadier. Use integrated lighting to illuminate the contents of wardrobes and cupboards. And don't forget a task lamp on a desk or dressing table so you can see clearly. ■

Behind the scenes

Step into our new TV advert



It all started with a proposition; now you can see ‘in order, to live better’ brought to life on your tv screens.

The final process in tying together our brand development journey; we’re taking you behind the scenes of our new tv advert. ►

We're elated with our new tv ad! Scan the QR code below to see it for yourself.





Proud pup, @lady_the_springerdoodle with her Times Magazine feature.



Lady preparing for her starring role!



Behind the scenes

Two years ago, the Hammonds brand development journey began. We delved into what we stand for; transforming people's homes and helping them live better in their spaces, through clever, tailored storage.

The proposition 'in order, to live better' was born and the Hammonds manifesto was crafted, communicating our expertise, relatability and emotion. This became the core of our development and was seen across stores, social media and online;

perfectly encapsulating who we are, the manifesto later became the definitive script for our advert.

In the late summer of 2021, we made the first steps in creating the new Hammonds advert. We spent months crafting the perfect vision and worked with some of the best creatives in the industry, who brought it to life perfectly.

One of our brand values is being honest and real, so it was important to us that we used a real home as the location, to authentically capture the emotion and atmosphere that you can't achieve from a studio. We embraced everything about this real family home in Buckinghamshire; the small awkward spaces, the home storage needs and the big windows that flooded with beautiful natural light. Styled with realistic household props; we wanted the set to reflect an authentic, busy family home, with all its wonderful

quirks and chaos!

All the furniture seen in the advert was custom made to fit perfectly in the location home, and built by our expert fitters Andy Benz, Mark Birch and their team of brilliant craftsmen. The finishing touches were added by stylist Melinda Ashton Turner, who meticulously and effortlessly created a space that truly felt like an authentic family home. We're over the moon with how the space came to life; home office, bedroom, living room and understairs, a full suite of spaces that we transformed into calm, organised sanctuaries.

From the behind the scenes team of Production Designers and Cameramen, to our on-screen family (the incredibly talented pup, Lady, was obviously star of the show!); a huge team of professionals worked in tandem to thoroughly execute our ▶

MEET THE CAST

Our on-screen family was cast to reflect a busy modern household with relatable storage needs.



We're elated with our new tv ad! Scan the QR code below to see it for yourself.



BELOW: 'In order, to live better' brand manifesto which became the definitive script for our advert.



Behind the scenes

Continues from p.15

ideas and bring the Hammonds story to life. Director Will Clarke-Smith lead the project, "this concept of 'in order, to live better' really shone through [to me]. I think that idea of living better will always capture an emotion. That's what really excited me about this script, it's not just about the product, it's also about how these products help people live better lives".

Embracing every part of the amazing Hammonds set, we captured some beautiful lifestyle shots that you can see across our latest press ads. The four spaces - bedroom, living area, home offices and understairs - communicate the emotive essence of our tv advert, in a look that's perfect for the pages of our favourite glossy publications.



"I'm so thrilled that we have a commercial that does the brand justice"

KIRSTY OAKES
Hammonds
Head of Marketing

You can see the new adverts in recent issues of national lifestyle and interiors magazines; Elle Decoration, Ideal Home, Country Living and The Times Magazine, to name a few!

With the whirlwind of the past two years, this advert has seemingly come at the perfect time, with daily lives and routines turned upside down and a 'new normal' hitting households all over the UK. From make-shift offices, busy multifunctional spaces and an abundance of 'staying home', people have spent months rethinking their homes and how they can work better for them. Our new advert tackles those trigger points; Hammonds furniture isn't just about storage, it's about creating a space that works seamlessly for your home, your family and your life. Better use of space, better working from home, better Sunday mornings... simply, living better. ■




ABOVE: 'In order, to live better' press advertising has appeared in national lifestyle and interiors magazines such as Elle Decoration, Ideal Home, Country Living and The Times Magazine.

We're elated with our new tv ad! Scan the QR code below to see it for yourself.



A moment with Paddy McGuinness

A PEEK INTO PADDY'S NEW BOOT ROOM



We recently had the pleasure of working with legendary TV personality Paddy McGuinness to create a bespoke Boot Room to help him and his family declutter their hallway and create a sense of order in their busy home.

We caught up with Paddy to find out how he's finding his new Boot Room and why he chose Hammonds.

“Like most parents I love things tidy, especially the kids’ toys!”

PADDY McGUINNESS
TV personality

What does ‘order’ mean to you?

Like most parents I love things tidy, especially the kids’ toys! The trouble is that it’s so easy to throw everything in a cupboard and forget about it... which is fine until your child asks you for something and the cupboard is chaos! So, I love a cupboard with separate compartments and drawers, so I know exactly where everything is when the pressure is on.

Why did you choose Hammonds?

After I paid a visit to one of their showrooms I was instantly struck by the lack of “hard sell” and all the usual sales techniques. The lady I spoke with was very knowledgeable, friendly, and not in the slightest bit pushy. She listened to what I wanted, and we went from there. Within a month of visiting my new cupboards were fitted!

How has your new Boot Room changed your home life?

There’s five of us living under the one roof and our shoe mountain behind the front door was getting ridiculous! It used to drive me mad, and it was the first thing that people saw when they walked into our home. Now I’m proud to open the front door and show off my beautiful new cupboards with smoked glass mirrors and bench seat.

What’s your favourite part of your new Boot Room?



It has to be the grey smoked glass mirrors. Hammonds didn’t actually stock these particular mirrors but ordered them in especially for my project. The results were fantastic, and Hammonds now stock them and they’re available to have in your own house!

If you had to describe Hammonds in three words, what would they be?


Honest, friendly, professional. ■

“I’m proud to show off my beautiful new cupboards with smoked glass mirrors and bench seat”

PADDY McGUINNESS
TV personality



Bench seat in Karina Steel fabric.



Paddy chose the Hammonds Radley range for his boot room in graphite finish with grey smoked glass and a bench seat. Great choice Paddy!

Real Homes

We love to see your beautiful Hammonds homes! Here are just a few of our favourite images from customers who have tagged us on social media recently.




FOLLOW US ON INSTAGRAM FOR MORE INSPIRATION



@homeatheathfield

Awkward spaces are often the perfect place for adding extra storage to your room. @homeatheathfield chose our Harpsden range in Rich Praline to complement the existing character of her original period features, whilst @home_at_number9x opted for Seton in White to create a calming tonal sanctuary.



@home_at_number9x



@ourlittlegreasbyhome

@work_wellies_and_wetwipes



Whether it's home technology or an ever-expanding wardrobe, we all have spaces in our homes that could benefit from clever and considered storage; organising our rooms and decluttering our minds.

@ourlittlegreasbyhome opted for Seton in Light Grey to utilise their alcoves and house their living space essentials. @work_wellies_and_wetwipes has created a chic, modern wardrobe space using Linje in Driftwood.



Do not disturb

Design me-time into your life, with a 'self space' dedicated to nurturing body, mind and spirit. Psychotherapist Lee Pycroft tells us more...

Langton in White with square fretwork



Langton in White with square fretwork

Tip

Light a scented candle or spritz a favourite aromatherapy oil as a sensory signal to relax and enjoy your space.

A space of your own

A dressing room makes the ideal self-space as it's filled with personal items that give you a sense of belonging. 'To make it even more your own, fill it with things that give you emotional comfort – photos of loved ones or favourite places, colours that energise or relax you, feelgood scents and cosy textures. The positive associations will bring incredible benefits,' says Lee. And if you don't have a dressing room, carve out space elsewhere in your home – it might be a home office, or a window seat you love to curl up on. 'If space is at a premium, dedicate a drawer in a dressing table, or a shelf in the bathroom, and fill it with beauty

products that can be part of a self-care ritual,' Lee suggests.

Self-space rituals

What you do in your self-space is important, too. Lee suggests starting and ending the day with a ritual or wellbeing routine that sets a positive tone. 'Instead of getting dressed in a rush, set your intention and dress for the day you want,' she says. 'Think about the colours that make you feel good, wear the blouse you feel confident in and don't save it for "best". And if you have a meeting or a challenge ahead, look in the mirror and visualise it going well – then, when you get to the event, you'll already

have rehearsed your success.'

In the evening, Lee suggests a 'cleanse away the day' ritual, where you imagine negative thoughts being swept away with your make-up remover or washing off in the shower. 'Tune into your senses and feel the glide of your moisturiser and the scent of your pillow spray. Make your out-breath slightly longer than your in-breath to calm your nervous system,' Lee says. 'Your self-space is your sanctuary where you can let it all go.' ■



Lee Pycroft
Psychotherapist

New look Nottingham

New Nottingham Showroom Now Open

DOMINION HOUSE | CASTLE BOULEVARD | NOTTINGHAM

The largest Hammonds store showcases the huge versatility of our collections, with inspiring room sets and even an entire apartment fitted out for you to explore. ▶



New look Nottingham

In a feature building and with a key position on Castle Boulevard, the Hammonds store in Nottingham has always stood out. But a recent refit has transformed the interior of this 7,000 square foot space and brought our ‘in order, to live better’ promise to life. This is a place to discover and enjoy, with room sets to explore, screens to interact with, and – of course – our expert sales advisors on hand to guide you through all the fitted storage possibilities.

‘Inspiration and exploration was our key focus when creating the new store layout, and we wanted to show the huge choice of ranges, styles, materials and finishes available from Hammonds,’ explains Andrew Robinson, who designed the store. ‘There are 19 fitted bedrooms, including guest bedrooms and walk-in wardrobe displays; an entirely new Fitted Living section, featuring media



centres, sideboards and dresser units; boot rooms, entrance hallways and understairs solutions; and lots of different ideas for home offices.’

There’s also a feature fabric wall, with samples to help customers choose upholstery for those finishing touches that make a home your own. ‘Interior

design trends for 2022 are vast and varied. There are new colours, patterns, textures and materials, but most importantly, there are new moods,’ says Hammonds stylist Sarah Benz, who helped define the look of the store. ‘As we emerge from the last two years, how we want to spend time in our homes has changed –

“There are new colours, patterns, textures and materials.”

SARAH BENZ
Hammonds Stylist

and this has affected every decision we make about the décor, soft furnishings and even our furniture.’

To bring this shift to life, the Nottingham store has created a room set for an open-plan apartment, featuring the Linje range of fitted furniture. Showcasing the versatility of Hammonds storage solutions for every space and function, it’s a great example of how great design can make our lives better.

Come and visit us in Nottingham – where you’ll get inspiration, excitement and a warm welcome every day. ■

Time for a cuppa

Enjoy a cup of tea
on us when you order a
sample to check at home.

The best ideas take a little time to brew...

Where to go on holiday; the perfect wedding outfit; the ideal storage solution for you and your life. Which is why we don't want you to rush choosing the finish for your Hammonds fitted furniture.

When you order a sample finish to check at home, we'll also send you a special treat from quality tea company, Teapigs. So you can sit back and enjoy a cup of tea on us while you decide on the look you want for your made-to-order furniture.



Get your look

POUR The colour of paint, whether you want a matt or gloss look, or prefer a natural wood look – we've lots of options for you to pour over. Decide the sample finish you'd like to see and we'll post it to you with your Teapigs treat.

BREW Sit back and see how the finish looks in your own home. We recommend taking your sample – and cuppa – to the room where your new cupboards will go, so you can decide if the finish ticks all your design boxes.

ENJOY The end result – beautiful fitted furniture with every detail considered to help you live better.


Two for tea

Teapigs was founded in 2006 by couple Nick and Louise, who met while working for a big tea company. They realised they could do better, and bring a better product to tea lovers everywhere. After travelling the world tasting and sourcing the best tea, today Teapigs makes more than 35 types of tea and has won over 100 taste awards. Sustainable since day one, they source from only the finest ethical tea estates and pride themselves on their 100% biodegradable product and packaging... they were the first tea company to be certified plastic free! Proudly boasting their B Corp status, they are all natural, sustainable, ethical and made with quality in mind, it's our kind of brew.

teapigs.

Tomato & Peach Panzanella with Honey, Smoked Salt & Lavender

This is the easiest of recipes, but I break the prep into three parts: first, I season the tomatoes, giving the smoky salt a chance to get right into them; second, 30 minutes to 2 hours before the picnic, I toss in the onions, dressing and toasted sourdough to give the bread a chance to soak up the juices; finally, I top the salad with peach wedges and a flourish of lavender and honey, just before tucking in.

Serves 4 Preparation 5 minutes
Cooking 5 minutes, Sitting 30 minutes 

Ingredients

Tomatoes 800g, in a variety of shapes, colours and sizes
Flaky smoked salt to taste
Extra Virgin Olive Oil 3 tbsp
Red Wine Vinegar 1 1/2 tbsp
Red Onion 1/2, thinly sliced
Sourdough bread 2 thick slices, day-old
Peaches 2, ripe, cut into wedges
Lavender flowers a few
Honey good-quality (I like to use a lavender or wildflower honey)

Method

Slice the tomatoes, or cut them into halves, quarters or wedges, depending on their shape and size. Put them in a large bowl and season generously with smoked salt. Cover and set aside for at least 30 minutes (longer is fine).

Thirty minutes to 2 hours before you plan on eating, toss the olive oil, vinegar and red onion into the tomatoes. Toast the bread until well charred and, once cooled, break large chunks into the salad. Toss well to combine, then transfer the salad to an airtight container and keep chilled until you go out.

Just before eating, add the peach wedges and scatter with the lavender flowers (if using), breaking the flowers slightly between your fingers as you go. Toss the salad well to combine, then drizzle over some honey; about 2 tsp should do it.



Rosé Sangria

Lighter and sunnier than sangria made with red wine, and all the more delicious for it.

Serves 6 Preparation 10 minutes
plus macerating time

Ingredients

Peaches or nectarines 2, cut into wedges
Strawberries 200g, hulled and sliced
Orange 1, unwaxed, cut into chunks
Caster Sugar 1 tbsp
Dry Rosé Wine 1 bottle
Cointreau or Grand Marnier 50ml (if you have it)
Mint leaves 12
Sparkling water 200 - 300ml, chilled
Ice cubes

Method

There are two ways of making this drink: at home in a jug or at a picnic.

If making it at home, combine all the ingredients except the sparkling water and ice in a jug (ideally one with a lid so it is easier to transport) and keep chilled for at least 1 hour to allow the flavours to develop before heading out. Stir in 300ml sparkling water and ice at the picnic, just before serving.

If you're making the sangria at the picnic, chill the fruit in advance and keep it cool. Cut it up at the picnic and stir all the ingredients except the sparkling water into a jug, along with 5 ice cubes. The challenge is then to wait until the ice cubes have melted a bit before pouring in 200ml sparkling water, giving the sangria a bit of time to macerate and chill before drinking.



Let's go
alfresco!

Make the most of the summer sun by taking dinner and drinks outside. This flavoursome salad and sparkling sangria are perfect, whether you're eating in the garden or packing a picnic to go.



Recipes from
Foolproof Picnic by
Marina Filippelli
(Quadrille, £12.99)

Photographs by
Laura Edwards

What's on this summer

From your latest binge watch to the hottest reads and cinema picks, here's the best of the season's entertainment.

TV House of the Dragon

If evenings have lacked a certain excitement since the end of *Game of Thrones*, get ready for another epic fantasy adventure. This prequel, set 200 years before *GoT*, tells the story of the House of Targaryen. Matt Smith, in a shift from his roles as *Doctor Who* and *Prince Phillip* in *The Crown*, plays Prince Daemon, a warrior and dragonrider with dragon's blood flowing through his veins! The cast also includes Paddy Considine, Olivia Cooke and Rhys Ifans.
HBO Max, August

FILM Where the Crawdads Sing

Reese Witherspoon's production company is behind the adaptation of this best-selling novel to the big screen. The murder mystery tells the tale of Kya (played by Normal People's Daisy Edgar Jones), who is abandoned as a child in the marshlands of Carolina and

raises herself against the odds. She befriends two young men from the local town, and when one is found dead, she becomes the prime suspect in his murder. The truth is as murky as the marsh itself.

In cinemas July

BOOK Little Dancer

Inspired by the iconic Degas sculpture of a young dancer, this enchanting historical novel by author Melanie Leschallas relates the fictional story of Marie – ballerina, muse and revolutionary. It's a heady, intoxicating tale, set in Impressionist Paris, with Bohemian artists, anarchists and the bourgeoisie, and a devastating family secret at its heart.
Publishing in July, £10.99 Unbound

TV The Midwich Cuckoos

Any TV show starring Keeley Hawes is worth setting the record button for.

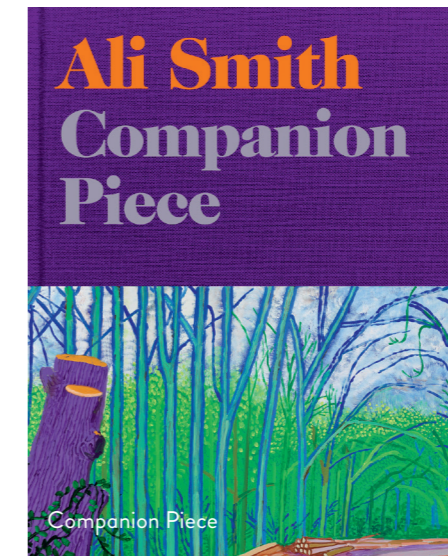
When it's the creepy remake of a cult classic, then we're all blocking out our binge watch in our diaries. Set in the sleepy suburban town of Midwich, events take a supernatural turn when women of childbearing age pass out, then mysteriously wake up pregnant. A malevolent force is behind the arrival of these seemingly innocent children – the cuckoos of the title. Hawes plays a psychotherapist trying to understand what is happening, supported by Max Beesley as a local police inspector.
Sky & NOW TV, Autumn

FILM The Railway Children Return

This sequel to the 1970s classic sees Jenny Agutter return in the role of Bobbie – but five decades on. This time the action is set during World War II and tells the story of three evacuee children arriving at the iconic Yorkshire railway station to escape the Blitz. The adventures begin when



The Railway Children Return



Companion Piece



Marriage

the children find a soldier hiding in the station yard and discover he is also a long way from home. Sheridan Smith plays Bobbie's daughter.
In cinemas July

BOOK Good Pop, Bad Pop

When Pulp frontman, Jarvis Cocker, cleared out his loft, this is what he found... From ticket stubs to tour photos, polycotton shirts to (so many) pairs of broken glasses, the contents reveal the workings of his writing, performance, style and stagecraft.
Publishing in May, £20 Penguin

TV Marriage

If you've loved Nicola Walker's return in season 3 of *The Split*, look out for more marital drama later this year. A four-part series, *Marriage* dissects the 30-year relationship of Emma (Walker) and her husband Ian, played by Sean Bean. Expect a deep dive into

the intimacy, insecurities, risks and gifts of a long-term relationship.
BBC, Autumn

FILM Elvis

Premiering at the Cannes Film Festival in May, this biopic tells the tale of the hip-swinging rock'n'roll star (played by Austin Mitchell) through the prism of his complicated relationship with his enigmatic and controlling manager, Colonel Tom Parker (Tom Hanks). With director Baz Luhrman in charge (*Moulin Rouge*, *The Great Gatsby*), expect showstopping visuals as well as the King's biggest hits.
In cinemas May

BOOK Companion Piece

Ali Smith is a novelist whose recent works have been written and published in almost real time, so that she explores what's happening in the

world as we live it. After her Seasonal quartet – books named *Autumn*, *Winter*, *Spring* and *Summer*, published between 2016 and 2020 – comes *Companion Piece*. This luminous read celebrates companionship in all its many forms; make it your new literary friend.



Elvis

Home for the holidays

If you want a family getaway or weekend with the girls, a big friends reunion or solo adventure, we've got you covered. It's time to pack your suitcase with our pick of favourite staycation spots.

FRIENDS REUNION

📍 **Edgar House** | Chester, Cheshire

Getting together for a big celebration with friends or family? Then super-smart Edgar House has all you need to keep all generations happy. The Regency property by the waterside in the Roman city of Chester has space for 16 guests in seven en-suite bedrooms, an enormous kitchen, plus a cinema room, games room, library and two terraces. Chester's smart shops and restaurants (and the zoo) are on your doorstep, and if you want a special night in, you can book a private chef, wine and cheese tasting,

and magical themed sleepovers for younger guests.

From £3,850 for a midweek break; daisyjoy.co.uk

WEEKEND WITH THE GIRLS

📍 **The Devonshire Arms Hotel & Secret Spa** | Skipton, Yorkshire

This country house hotel offers a luxury escape in the beautiful surroundings of the Yorkshire Dales, with interior design supervised by the Duchess of Devonshire. A perfect place to stay with the girls, there are 40 rooms plus three gorgeous

cottage 'boltholes' to choose from, two restaurants, a terrace champagne and seafood bar, and best of all, an incredible spa. If you want to make your stay really special, or simply want to treat yourself for the day, book a spot at The Secret Spa – you'll have use of a beautiful bell tent for the day, with robes and slippers, complimentary refreshments, comfy furniture and even a log burner.

Midweek Secret Spa day, including accommodation in a Classic room and full English breakfast, from £425 for two; devonshirehotels.co.uk



SOLO EXPERIENCE

📍 **Slow Adventure** | Lochaber, Scotland

If you're looking for a more mindful escape from the everyday, then catch a ride with new travel company Slow Adventure. It creates immersive journeys that connect you with landscape, food and local culture, and have a positive impact on the communities they touch. Destinations include Sweden and (soon to come) Iceland and Italy, but it's their Scottish offering that makes a brilliant staycation. Hike through mountains and glens on an off-grid camping

experience, learn foraging and wilderness skills from a base in an award-winning coastal inn, or – our favourite – stay on a cosy yacht and learn sailing and wild yoga.

From £190 per night; slow-adventure.com.

FAMILY GETAWAY

📍 **The Quiet Site** | Ullswater, The Lake District

This award-winning eco holiday park is a kids' dream, with plenty to keep parents happy, too. Characterful – and affordable – accommodation

includes underground Glamping Burrows, carbon neutral Gingerbread Houses, timber Pods and Cabins. There's an on-site Zero Waste Shop, plus The Quiet Bar pub with live music. During the day, explore waterfalls and fells, stately homes and bike rides. Back at the site, you can skip cooking and enjoy a wood-fired pizza or freshly made crepes.

From £40 per night for a camping pod sleeping 2 adults and 2 small children; thequietsite.co.uk

